

POWERSUPPLIES

SD-50, DC/DC converter 50W



- 2:1 wide input range
- LED indicator for power on
- 1500VDC I/O isolation

Technical data:

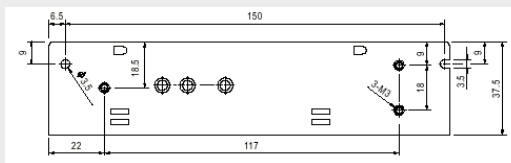
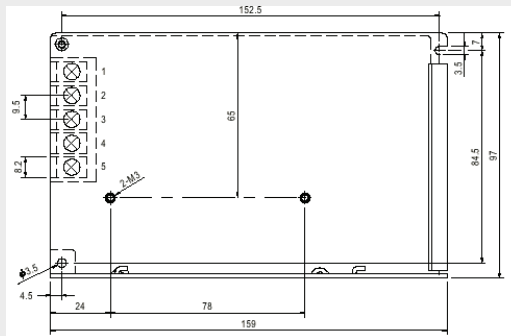
Input:

Input voltage: A:9.2-18VDC, B:19-36VDC, C:36-72VDC
Input current: 7A/12V, 3A/24V, 1.5A/48V

Output:

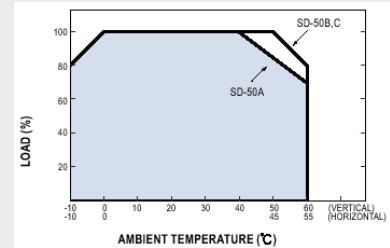
Output voltage: See table
Output current: See table
Adjustable output voltage: 4.5-5.5VDC, 11-16VDC, 23-30VDC
Protections: Short circuit/Overload/Over voltage
Overload protection: 5-50% over In, Fold back current limiting, auto-recovery
Line regulation: +/-0.2-0.5%
Load regulation 0-100% load: +/-0.2-0.5%
Ripple: 100-150mVp-p depends of model
Efficiency: 70-83%
Temperature range: See derating curve
Connection: Screw terminals 5pol
Size: 159x97x38 mm
Weight: 530g
EMC: EN55022 Class B, EN61000-4-2,3,4,6,8, ENV50204

Mechanical drawing:



Terminal Pin. No Assignment

Pin No.	Assignment	Pin No.	Assignment
1	DC INPUT V+	4	DC OUTPUT -V
2	DC INPUT V-	5	DC OUTPUT +V
3	FG \perp		



Ordering information:

Type	Input voltage	Output voltage	Output current
SD-50A-5	9.2-18VDC	5VDC	10A
SD-50A-12	9.2-18VDC	12VDC	4.2A
SD-50A-24	9.2-18VDC	24VDC	2.1A
SD-50B-5	18-36VDC	5VDC	10A
SD-50B-12	18-36VDC	12VDC	4.2A
SD-50B-24	18-36VDC	24VDC	2.1A
SD-50C-5	36-72VDC	5VDC	10A
SD-50C-12	36-72VDC	12VDC	4.2A
SD-50C-24	36-72VDC	24VDC	2.1A